






Montageanleitung **Flachdach (Solrec)**  
Assembly instructions **Flat Roof (Solrec)**



4

Bitte beachten Sie, dass die allgemeinen Montagevorschriften eingehalten werden müssen.  
Diese sind unter [www.k2-systems.de](http://www.k2-systems.de) einzusehen.

Please note that the general assembly instructions must be followed.  
These can be found under [www.k2-systems.de](http://www.k2-systems.de).



**Service-Hotline +49 (0)7152 3560-0**


K2 Systems GmbH  
Riedwiesenstraße 13 - 17  
71229 Leonberg, Germany  
Phone +49 (0)7152 3560-0  
Fax +49 (0)7152 3560-179  
[info@k2-systems.de](mailto:info@k2-systems.de)  
[www.k2-systems.de](http://www.k2-systems.de)

Ihr Vertriebspartner / Your distribution partner:













P1001195\_05/09

D/GB



In wenigen Schritten fertig aufgebaut!  
Assembled in a few steps!



Empfohlenes Anzugsmoment metrischer Schrauben: M6: 6 Nm | M8: 16 Nm | M10: 32 Nm | M12: 56 Nm  
Empfohlenes Anzugsmoment Modul End/Mittelklemmen mit Edelstahlschraube (A70) M8: 14 Nm  
Erdung muss hergestellt werden. Gegebenenfalls Blitzschutzklemme verwenden.  
Empfohlenes Anzugsmoment Bohrschrauben: Ø 6,0 auf Anschlag ca. 5 Nm

Recommended tightening torque for metric screws: M6: 6 Nm | M8: 16 Nm | M10: 32 Nm | M12: 56 Nm  
Recommended tightening module end/middle clamp with stainless steel screw (A70) M8: 14 Nm  
An earth should be installed. Use a lightning protection terminal where appropriate.  
Recommended tightening torque for self-tapping screws: Ø 6.0 to stop approx. 5 Nm

